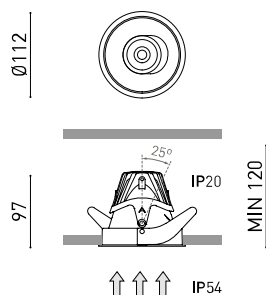




Dimensions



Accessories



DRIVER OPTIONS



HIGH CHROMATIC LED

PRODUCT

| | |
|-----------|---------------------------|
| Name | BUDDY L TILT SPOT 4000K N |
| Reference | A5690012N |
| Colour | Matt black |
| RAL | 9005 |
| Category | CEILING RECESSED |

LIGHT SOURCE

| | |
|------------------------|-----------------|
| Type | LED |
| Gross luminous flux | 1600 / 2120 lm |
| Colour temperature | 4000 K |
| Chromatic stability | MacAdam Step 2 |
| Colour Rendering Index | CRI>90 |
| Power | 8,1 / 11,5 W |
| Efficacy | 197 / 183 lm/W |
| LED lifespan | L80B10 >66.000h |

LIGHTING FIXTURE | PHOTOMETRIC DATA

| | |
|---------------------|-----|
| Lighting efficiency | 67% |
| Light beam angle | 32° |

LIGHTING FIXTURE | ELECTRICAL DATA

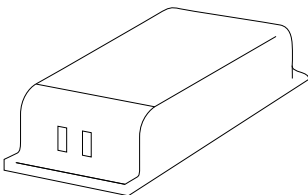
| | |
|-----------------------------|-------------------------------------|
| Driver | Excluded |
| Dimming | No Dim / DALI / Casambi / Phase Cut |
| Electrical insulation class | II |

OTHER DATA

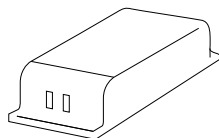
| | |
|----------------------|---|
| Sealing | IP54 |
| Wireless control | Please Consult |
| Recess measurements | Ø105 mm |
| Swivel angle | 355° |
| Rotation angle | 25° |
| Weight | 320 g |
| Packaged weight | 441 g |
| Packaging dimensions | 190 x 142 x 114 mm |
| Units per package | 1 |
| Materials | Aluminium / Polycarbonate / Polymethyl Methacrylate |



The sophistication of recessed lighting. Buddy is here to maximise the luminous performance of the classic recessed luminaire. It emerges with a solid and purposeful design, greater energy savings and excellent visual comfort. The product family comes in several versions with four opening angles -flood, medium, spot and super spot-. The dim to warm technology enables Buddy to facilitate comfort to the space by dimming the intensity and colour temperature. Furthermore, with the tunable White feature it can be controlled independently. Its four versions per position demonstrate its versatility: recessed, trimless, tilt and the tilt trimless version, which maintains its light output at all opening angles.



| DRIVER OPTIONS | | | P | I | CCT | Flux |
|--------------------------|-----------|------------|--------------------|-------|------------|--------|
| BUDDY L 1 | NO DIM | 0433-01-37 | 8,1W | 250mA | 2700K | 1500lm |
| | | | | | 3000K | 1560lm |
| | | | | | 3500K | 1600lm |
| | | | | | 4000K | 1600lm |
| BUDDY L 2 | NO DIM | 0433-00-21 | 11,5W | 350mA | 2700K | 2010lm |
| | DALI | 0433-01-40 | | | 3000K | 2090lm |
| | CASAMBI | 0433-01-43 | | | 3500K | 2120lm |
| | PHASE CUT | 0433-01-39 | | | 4000K | 2120lm |
| BUDDY L Super Spot | NO DIM | 0433-01-38 | 11,6W | 650mA | 2700K | 1430lm |
| | DALI | 0433-01-41 | | | 3000K | 1510lm |
| | CASAMBI | 0434-01-98 | | | 3500K | 1570lm |
| | | | | | 4000K | 1610lm |
| BUDDY L Tunable White | DALI | 0433-01-42 | 11,6W | 350mA | 1800-4000K | 1270lm |
| | | | | | 2700-5000K | 1630lm |
| BUDDY L Dim to Warm | DALI | 0433-01-40 | 11,6W | 350mA | 1800-3000K | 1280lm |
| | CASAMBI | 0433-01-43 | | | | |
| | PHASE CUT | 0433-01-39 | | | | |
| 220 240 V~ | | | 48V Please Consult | | | |



DRIVER









0433-01-39 DRIVER LED 18W PH.CUT CONFIG.350mA

PHASE CUT DIMMERS TESTED FOR COMPATIBILITY:

| Brand / Manufacturer | Model number | Dimming Type |
|----------------------|----------------------------------|------------------------|
| Busch | 2247U | Leading edge |
| Busch | 6523 U | Leading edge |
| Legrand | Cat 400T | Trailing edge |
| Legrand | 6708300% | Trailing edge |
| Legrand | 77006200% | Trailing edge |
| NIKO | 310-01900 | Trailing edge |
| NIKO | 310-02700 | Trailing edge |
| NIKO | 310-02800 | Trailing edge |
| OSRAM | MCU Te250 | Trailing edge |
| Siemens | 5TC8 284 | Trailing edge |
| Diginet | MEDM/LED Smart phase (DGLCDM400) | Trailing edge |
| Clipsal | 32ELED | Trailing edge |
| Hager B&R | WBMD400LED | Trailing edge |
| V-PRO | 250W MAX. GLS | Trailing edge |
| SG | LEDDIM 400 | Trailing edge |
| ELKO | 316 GLED | Leading edge |
| Hamilton | LEDIT-B100 | Trailing edge |
| VLTIMATE | GU6012L | Trailing edge |
| SHUTTLE | SDIM-T-LED500W | Leading edge |
| RADIANT | LEDDIMO4-500W | Trailing edge |
| GIRA | 238500% | Trailing /Leading edge |
| JUNG | 122400% | Trailing /Leading edge |

THE PARTICULAR CONDITIONS OF EACH INSTALLATION AND THE SPECIFICATIONS AND CONDITIONS OF USE OF EACH REGULATOR, MAY DIFFER FROM THOSE CONSIDERED IN THE COMPATIBILITY TESTING, AND AFFECT ITS PERFORMANCE IN SAID INSTALLATION.

FOR MORE INFO, PLEASE CONSULT

| Vivid Model Colour Temperature | 2700K | 3000K | 3500K | 4000K | Light Pink |
|---|-------|-------|-------|-------|------------|
|  Reading | | | ● | ● | |
|  Fruits & Vegetables | | ● | ● | | |
|  Bakery | ● | | | | |
|  Retail | | ● | ● | | |
|  Cosmetics | | | ● | ● | |
|  Meat | | | | | ● |
|  Fish | | | | ● | |
|  Seafood | | | | ● | ● |

High Chromatic LED

For commercial product showcasing.

Arkoslight offers, in some of its products, the possibility to incorporate a special LED designed to enhance the visual presentation of goods and products for commercial purposes.

This high-chromaticity LED is selected to highlight tones that encourage a positive psychological perception of the illuminated object.

The light source provides a more attractive and intense colour palette than a conventional LED. This is achieved through a specific LED configuration under a "special saturation parameter," allowing colours and textures to appear more vivid within the visible spectrum.

The diode and its phosphor coating are carefully selected for each application.



Fuente de luz (LED) reemplazable por un profesional autorizado

Replaceable (LED only) light source by an authorized professional.

Source lumineuse (LED) remplaçable par un professionnel agréé

Sorgente luminosa (LED) sostituibile da parte di un professionista autorizzato

Austauschbare (LED) Lichtquelle durch einen autorisierten Fachmann



Equipo de control reemplazable por un profesional autorizado

Replaceable control gear by an authorized professional

Dispositif de commande remplaçable par un professionnel agréé

Alimentatore sostituibile da parte di un professionista autorizzato

Auswechselbares Betriebsgerät durch autorisierten Fachmann

Instrucciones para el final de vida y la eliminación de los componentes:

Instructions on end-of-life and component disposal:

Instructions pour la gestion des composants en fin de vie et leur mise au rebut :

Istruzioni per il fine vita e lo smaltimento dei componenti:

Anweisungen zur entsorgung der Leuchtenkomponenten:



Interrumpir la alimentación del aparato
Cut the power supply to the luminaire
Couper l'alimentation du luminaire
Interrompere l'alimentazione dell'apparecchio
Stromversorgung der Leuchte unterbrechen



Quitar la(s) fuente(s) de luz para el desecho
Remove light source(s) for disposal
Retirer la (les) source(s) lumineuse(s) pour l'élimination
Rimuovere la/le sorgente/e di luce per lo smaltimento
Lichtquelle(n) zur Entsorgung entfernen



Quitar la batería para el desecho
Remove the battery for decommissioning
Retirer la batterie pour sa mise au rebut
Rimuovere la batteria per la dismissione
Die Batterie ordnungsgemäß entsorgen



Quitar el equipo de control para el desecho
Remove control gear for disposal
Retirer le dispositif de commande pour l'élimination
Rimuovere l'alimentatore per lo smaltimento
Betriebsgerät zur Entsorgung ausbauen

Enviar los materiales a un centro de recogida RAEE
Send the materials to a WEEE collection centre
Envoyer les matériaux dans une déchetterie DEEE
Inviare i materiali ad un centro di raccolta RAEE
Die Materialien in einem WEEE-Zentrum entsorgen

